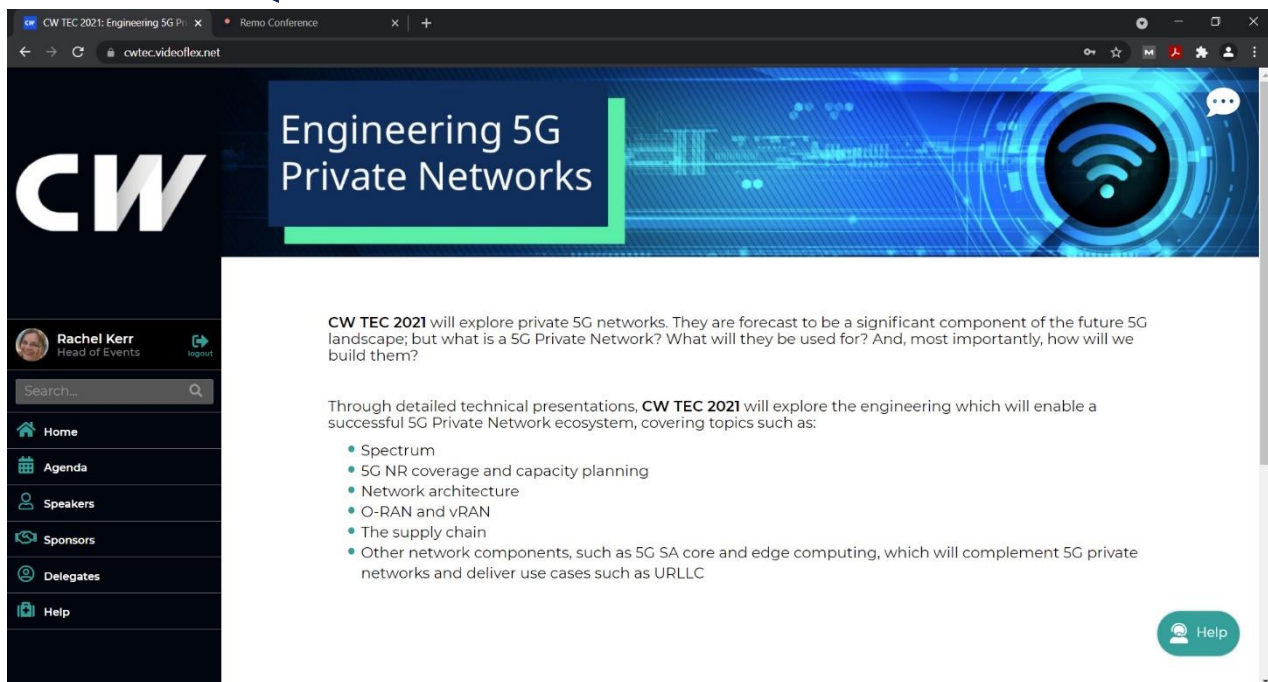


Welcome to **CW TEC 2021: Engineering 5G Private Networks**, this document will help you navigate the day.

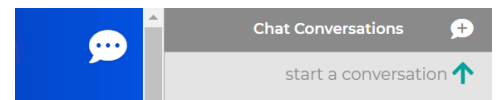
All the action will take place in our two web-based platforms; the main conference platform, and the networking platform (Remo). For the best experience please use Chrome as your browser and have two tabs set up so you can flick between them easily.



Conference platform

When you first login into the conference platform you will land on the home page, please use the menu on the left to navigate your way around the conference. To access all the sessions, visit the Agenda page then click on 'Session Info' this will take you to the video stream for that session.

Chat – to chat to other delegates look for the speech bubble icon on the top right, pressing this will expand and collapse the chat window. Click 'start a conversation' to search through the delegate list for who you want to connect to.



Sponsors – Please do engage with our conference supporters, you can drop your business card off, check out their videos and literature, send them a message and set up a one to one appointment.

Networking lounge in Remo

Running alongside the main platform we have our networking lounge – this will be open throughout the day with the main activity taking place during the breaks at the times indicated on your agenda. When you enter Remo, you can run through an optional tutorial, once that is finished you will be auto placed on a table, if you want to move to a different table just double click the one you are interested in. Please note once there are 8 people at the table then it is full, please choose the next available table.

Advance preparation

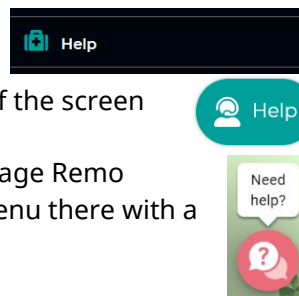
The platform works best in Chrome, though Firefox and Safari are also supported but iPads or tablets are not. The platform does not work well with Windows 7 currently. If you haven't used Remo before you can set up your user profile [here](#) in advance of the conference. To get the most out of the event we encourage you to add a photo and complete as much of your profile as possible. Please test your computer settings with Remo by using this link - <https://remo.co/mic-cam-test/>

For a fuller guide to Remo check out these [Remo instructions](#).

Helpdesks

Should you need any help on the day there are a variety of options

- **Main conference platform** – select the Help option in the menu on the left side of the screen for FAQs or the help button on the lower right of the page for a live support chat
- **Remo** – to chat to someone from the CW team visit the help desk area, or to message Remo directly use the 'need help?' button, again on the lower left. You will also find a menu there with a range of technical support issues addressed



Twitter, Blogs and CW Journal

Please follow us on Twitter, [@CambWireless](#) and tweet about this event using [#CWTEC](#). If you are interested in writing a blog for us please contact Eleanor Brash eleanor.brash@cambridgewireless.co.uk

CPD - Continuing Professional Development

This year's CW TEC has been certified for 6 [CPD points](#), which are available to all delegates. To claim the points post-event please contact us at cpd@cambridgewireless.co.uk and we can send you a certificate.

Post-event Access to Sessions

The main conference platform will remain active for 1 month after the event so you can access any of the sessions you may have missed or would like to watch at a later date. After that they will only be available on the resources section of the CW website to CW members who are signed in to their account.